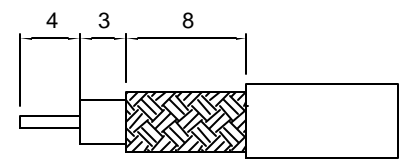
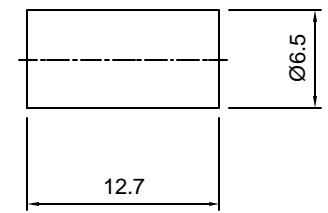
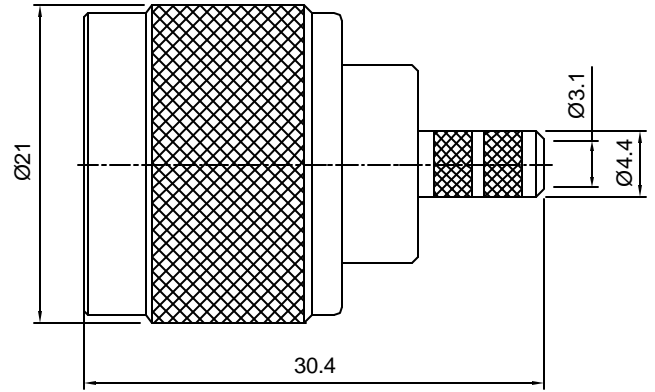


Notes: Change made to pin and and outer contact to support Mil-STD-348A, 402.1 5/17/04 ek

Tolerances 1-20=+/-0.2 20-30=+/-0.3 30-40=+/-0.4 40-50=+/-0.5 50-100=+/-0.75 100-300=+/-1.5 Angles=+/-1 Dimensions are in Millimeters	Revisions	Approved	Date
	Description/Approved/Date	M.H.	03/16/99
	Revision made 5/17/04 see notes	Checked	Date
		M.H.	03/16/99
		Drawn	Date
		K.R.E.	03/15/99
	NOTES (plating thickness in micro-inches): 1. Per QQ-B-626 2. Per QQ-S-764 3. Per QQ-C-530 4. Per QQ-B-750		
	5. Per MIL-P-19468 6. Per ZZ-R-765 7. Per WW-T-799 8. Gold pl. 5 min. over nickel pl. 50 min. over copper strike 9. Nickel pl. 100 min. over copper strike 10. Per QQ-P-35 11. Gold pl. 5 min. over nickel pl. 50 min. over copper strike		



RECOMMENDED STRIPPING DIMS



ITEM	MATERIAL	FINISH
Connector Body	Brass, Note 1	Nickel, Note 9
Center Contact: Male	Brass, Note 1	Gold, Note 11
Insulation	Teflon, Note 5	None
Ferrule	Annealed Copper, Note 7	Same as body
Gasket	--	--
Hex Nut	--	--
Lock Washer	--	--

Lighthouse Technologies, Inc.
 4907 Morena Boulevard, #1411
 San Diego, California 92117

Part Number:
LTI-NSM11NT-58

Description		
N crimp plug for RG-58. Nickel plated brass body,		
teflon dielectric.		
Scale	Drawing No.	File Name
2:1	N/NSM11-58	NSM11-58