

Note 1: Forked legs finish Matte Tin (Lead Free Tin)



Signature

Date

Tolerances

- 1-20=+/-0.2
- 20-30=+/-0.3
- 30-40=+/-0.4
- 40-50=+/-0.5
- 50-100=+/-0.75
- 100-300=+/-1.5
- Angles=+/-1

Dimensions are in Millimeters

Revisions
Description/Approved/Date

Approved
M.H.

Date
11/04/05

Checked
L.D.M.

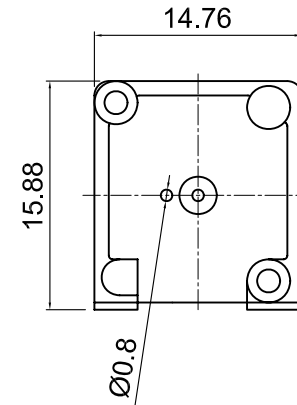
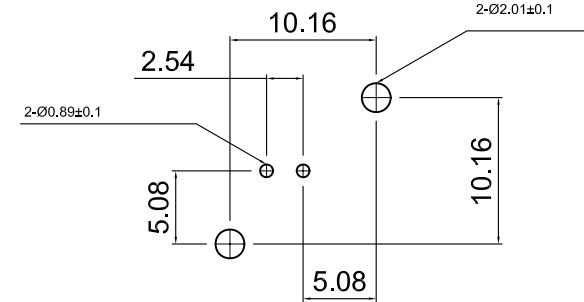
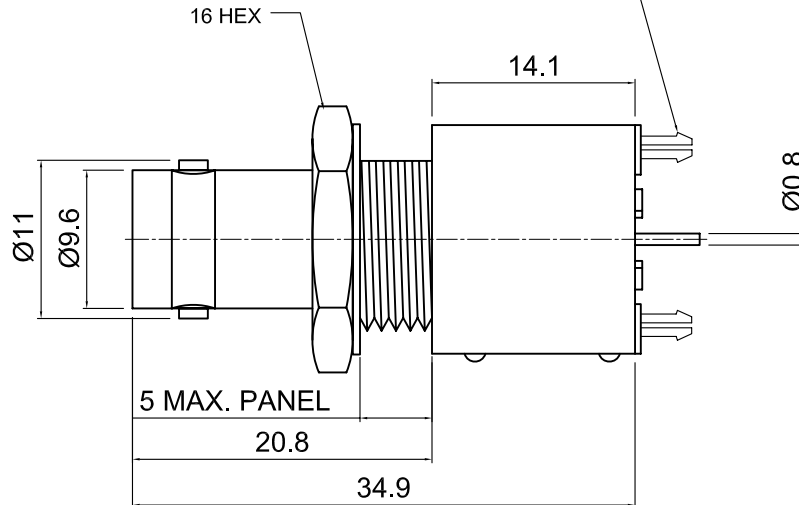
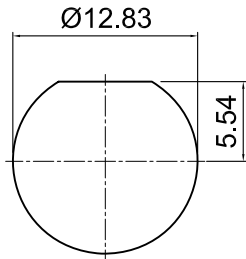
Date
11/04/05

Drawn
T.J.A.

Date
11/01/05

NOTES (plating thickness in micro-inches):

1. Per QQ-B-626	5. Per MIL-P-19468	9. Nickel pl. 100 min. over copper strike
2. Per QQ-S-764	6. Per ZZ-R-765	10. Per QQ-P-35
3. Per QQ-C-530	7. Per WW-T-799	11. Gold pl. 3 min. over nickel pl. 50 min. over copper strike
4. Per QQ-B-750	8. Gold pl. 5 min. over nickel pl. 50 min. over copper strike	



ITEM	MATERIAL	FINISH
Connector Body	Zinc Alloy	Nickel, Note 9
Center Contact: Female	Phosphor Bronze, Note 4	Gold, Note 11
Insulation	Polypropylene	None
Ferrule	--	--
Gasket	--	--
Hex Nut	Brass, Note 1	Nickel, Note 9
Lock Washer	Brass	Nickel, Note 9



Lighthouse Technologies, Inc.
5640 Kearny Mesa Road, Suite N
San Diego, California 92111
Part Number:
LTI-7BSF54HNPM-F-RoHS

Description BNC PCB vertical thru hole jack. Fork Mounting Leads. Nickel plated zinc alloy casing. Polypropylene dielectric. 75 Ohm part.		
Scale 2:1	Drawing No. 7BSF54HNPM-F	File Name 7BSF54HNPM-F-RoHS